

How To Create An Autopilot Cash Producing System That Cranks Out \$100/Day In *Less Than Four Weeks*

Ryan Moran
TheAffiliateGod.com

My internet marketing ventures began with one very specific goal:

To put together a system that generated \$100/day on autopilot within one year. I was eighteen years old, and I had no money or experience... but I DID have a desire to learn and to succeed.

My strategy was flawed, my knowledge was minimal, and my money was tight, but I decided to give it one fair shot.

Three days later, I had made \$100.

The next day, I had my first \$100 day.

And within one month, I had already achieved my goal of creating a sustainable system that generated \$100 per day on autopilot.

If you're like me, then the \$100 mark is a big deal. That is a full-time income and the difference between working from home and dragging yourself to work every day. It is enough to cover a large house payment and a luxury car payment.

However, I never took into account what I would do AFTER I reached the \$100/day mark.

And I NEVER thought that I would achieve it in less than four weeks.

Therefore, I expanded on the process and scaled my efforts over and over again, and within one year I had built a business that generated \$100,000 a year in profit.

Contained within these pages is the exact method that I used to hit the \$100/day mark. You can take these and implement them over and over again.

However, this manuscript is only a very small part of [TAG](#). In the free members area is a complete 4-week VIDEO training course that will show you how to generate a full throttle affiliate marketing business step-by-step.

When I began, I had no knowledge of Clickbank, Adwords, traffic generation, or sales copy... I knew basically nothing. Because of this, the free 4-Week Training Course inside of [TAG](#) is designed to take you from knowing nothing to knowing all that you need in order to generate a full-time affiliate marketing business.

How I Started

The first thing that I did was to select an area of interest with which I was very familiar. I like to say that I came out of the womb an entrepreneur, so I decided to start off selling business home study courses like real estate investment programs and guides for selling on eBay. I had studied a lot of the courses anyway, so I was familiar with many of the programs.

I then went over to Clickbank.com and selected several products that were related to this niche. Clickbank is one of many *affiliate networks* that will reward you for sales that you generate. Within a few clicks, I found a few products that were home study courses in the business niche.

Since I knew plenty about each of these programs, it was easy for me to write a report about each one. This only took a few minutes, and I wrote up several short articles that compared the products to each other. In other words, I reviewed the products and compared the strengths and weaknesses to one another.

This took me a few hours to put together, but after doing so, I had several sections of reviews. I had a “real estate investment” section where I reviewed different real estate investment courses. I also had an “eBay selling” section where I reviewed eBay home study courses. Within each one, I had three products that had about 400 words of content about the program.

One thing that I had going for me was that I knew how to put up a basic website. After calling up a friend to help me with the technicalities, I put all of these reviews that I had written on a website.

Here's where I messed up...

My strategy was to provide quality reviews for popular home study courses that would be helpful to potential buyers. I hoped that the reviews would be helpful enough that I could make money selling advertising on the site and eventually earn \$100/day.

So, I opened an advertising account with Google AdSense and began running ads on my site. However, these types of ads are only profitable if traffic is coming to the website, so I also opened up a Google Adwords account that allowed me to advertise my website on the search engine.

I now realize that this was a flawed strategy, because I was paying for traffic in hopes that the traffic would make me money. But I was **paying more than I was receiving!**

It was then that I thought that I had probably failed at making this business work. I hadn't even broken even.

But then, on a whim, I decided to check my Clickbank account...

And GUESS WHAT? There was \$100 in there!

While I had failed to break even on advertising, I had made three sales of the products that I reviewed, and it netted me \$100 in profit over a period of three days.


After I did a little happy dance around the computer, I immediately changed my approach. I removed the advertising from my web page and focused on making sales instead of focusing on advertising.

The next day, I had my FIRST \$100 DAY.





As I increased my traffic from advertising and reviewed more products, my income began to grow more and more. After all, I was only spending about \$10/day on advertising, and it was bringing in \$100. Furthermore, it was easy to duplicate this process over any area of interest.

For example, if you were passionate about dogs and found Clickbank products about training your dog, you can simply review each of these programs and drive traffic to the reviews using advertising.

This type of a page would look something like this:






Puppy and Dog Secrets by Kevin Lynch


  7.6
  0.0 (0)

Product Type Downloadable
Lessons Audio • Video
Include
Support Types Email





This is a look of our information-packed course
"Discover The Secrets To Fixing Any Dog Problem..."

The e-books, short animated video presentations, and bonuses are well done, but the price might scare you away.

 [Edit](#)  [Published](#)  [Delete](#)







Dog Training Online by Dove Cresswell

  7.0
  0.0 (0)



Product Type Downloadable
Lessons Photos • Audio • Video
Include
Support Types Email

No e-books or audio to download. You watch streamed presentations directly online. Great for visual learners. Not great for those who want in-depth explanations.

 [Edit](#)  [Published](#)  [Delete](#)



Dog Training Discovery by Ellen Langton

  6.0

Notice how the reviews are side-by-side and easily compared. When the links are clicked, it takes the reader to a full article that discusses the product in detail.

If you decide to promote products that you don't know too much about, you can simply go to their "pitch page" within Clickbank to learn more about the product. Many of them have resources for affiliates that will provide you with promotional materials.

Therefore, you can quickly generate a website that is rich in content for the user, because he or she is reading reviews a products that he is interested in buying. At the same time, you are finding targeting visitors that have a high chance of purchasing your product. Of course, not every product will be a "winner," but this

formula converts a very high number of visitors, regardless of what you are niche you are promoting.

The Trick

The real secret to this immediate success was in the *keyword terms* that I targeted. More specifically, it was the keywords that I bid on in my Google Adwords account.

The keywords that I targeted were the **names of the product**. When someone searched for the product name on Google, I want my ad to be seen and bring people to my review of the product.

If people are searching on Google for information about the product, then they are likely interested in purchasing it. When they read my review, they are more likely to purchase, and your conversions to sales will increase.

When reviewing products that talked about selling on eBay, I don't care to have my ad show up when someone searches for "make money on eBay." Instead, I want my ad to show up when someone searches for "EBay Profit System" (the name of the product).

When the reader sees my ad regarding the product review, he is likely to click on the link, read my review, and purchase the program through my affiliate link.

This process works in any niche that has popular Clickbank products (or products from another affiliate network). Dog training, golf, marriage counseling, weight loss, muscle building, home based business, internet marketing, dating advice, acne treatments, natural pain relief, language learning, and playing instruments are all effective examples of niches that this process works for.

What if you can't build a website?

I was fortunate to have basic web design skills under my belt when I started. If you don't have the ability to create decent web sites, then you can easily put together a free blog over at Blogger.com or Wordpress.com.

Simply set up a free blog and post your reviews to those. Then, set up ads on Google Adwords that will send people to your reviews when they search for the product name.

One Final Tip

One thing that I am convinced made a world of a difference was honesty. If a product did not live up to it's hype, then I didn't try to sell it as a holy grail. It does not pay to mislead people to buy crappy products.

When I found a product that was not very good, I still put my review up on the niche website. However, I rated it far below the products that I liked. As a result, my reviews were taken more seriously, and conversions increased.

If you give positive reviews to every product on your site or blog, then you will not come across as legit. Therefore, it is most profitable for you to be honest about the products that you review. If a golf product truly presents a revolutionary way increase your drive, then let that be known in your review. If it is rehashed information, be open and honest about it.

Conclusion

It is still amazing to me that such a simple method can be so effective. Yet, the proof is evident: after duplicating this a few times, \$100 days were commonplace, and it only took a few days.

The real secret is in attracting only the people who are looking for the product. You can target these people by bidding on the product name through Google Adwords. After you funnel them into your review page, you have a high likelihood that the visitor will purchase through your affiliate link.

Setting up this basic review page takes less than a day, as it only requires you to review three to five products and provide articles surrounding each one. Because the traffic that you receive as a result, you can make sales from each of the products that you promote, steamrolling your way to \$100/day.

However, this is only the jumpstart to the vast success possible in affiliate marketing. When you find a niche that is successful, you can easily scale it into a full 6-figure business. I did just that, and I document the exact methods to do it in the 4-Week Training Module at TheAffiliateGod.com.

I'll see you there,
Ryan Moran